


# Klein®

## EXTRA THIN KERF PROFESSIONAL SAWBLADES



**DESIGNED FOR CORDLESS**  
**EXTENDED BATTERY LIFETIME**  
**PERFECT FINISH**  
**EXTREME DURABILITY**  
**LESS WASTE OF MATERIAL**



**NEW**

**PRODUCT**

## EXTRA THIN KERF PROFESSIONAL SAWBLADES



Fine hardmetal powder grain creates compact and sturdy carbide teeth that reduce abrasion, improve quality of the cut and increase life of the blade.




The special extra-thin kerf design allows fast and effortless cuts on cordless and portable saw, ensuring a higher feed rate and faster work progress.



Our laser-cut silent slots reduce noise, prevent sideways movement and improve cutting quality. The laser-cut expansion slots prevent stress and warping.


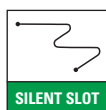
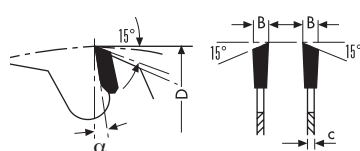


Our superior quality steel of the sawblade bodies is hardened up to HRC 46 and cut by laser to guarantee higher precision, less stress and better balancing.



## EXTRA THIN KERF PROFESSIONAL SAWBLADES

ART. AP



Item	D	d (reductions)	B/c	$\alpha$	Z	Pin holes
AP085.02015	85	15 (10)	1,3/0,9	12°	20	
AP136.02420	136	20 (10)	1,5/1,0	20°	24	
AP160.02420	160	20 (16)	1,8/1,3	15°	24	2/6/32
AP160.04820	160	20 (16)	1,8/1,3	18°	48	2/6/32
AP160.05620	160	20 (16)	1,8/1,3	12°	56	2/6/32
AP161.02420	160	20 (16)	2,2/1,6	15°	24	2/6/32
AP161.04820	160	20 (16)	2,2/1,6	15°	48	2/6/32
AP165.02420	165	20 (16)	1,7/1,3	18°	24	2/6/32
AP165.04020	165	20 (16)	1,7/1,3	18°	40	2/6/32
AP210.02430	210	30 (1"-20)	1,8/1,2	25°	24	PH02
AP210.04830	210	30 (1"-20)	1,8/1,2	15°	48	PH02
AP250.04230	250	30 (1"-20)	2,4/1,6	15°	42	PH02
AP250.08030	250	30 (1"-20)	2,4/1,6	12°	80	PH02

### TEETH FEATURES

- WZ (ATB) alternate top bevel teeth
- HW grade: KCR10

### MATERIALS



Wood



Plywood



Laminate



MDF

### MACHINES



Power mitre saws



Portable saw



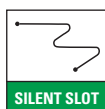
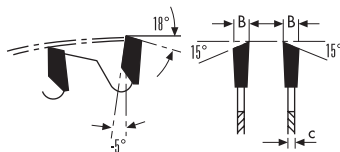
Cordless

### USEFUL INFORMATION

- The special extra-thin kerf design allows fast and effortless cuts on cordless and portable saw, ensuring a higher feed rate and faster work progress.
- Pin holes: PH02=2/7/42 + 2/9,5/46,5 + 2/10/60

## EXTRA THIN KERF PROFESSIONAL SAWBLADES

ART. AR



Item	D	d (reductions)	B/c	$\alpha$	Z	Pin holes
AR160.04820	160	20 (16)	1,8/1,3	-5°	48	2/6/32
AR216.06430	216	30 (1"-20)	1,8/1,2	-5°	64	2/6/32
AR217.04830	216	30 (1"-20)	2,3/1,6	-5°	48	PH02
AR217.06030	216	30 (1"-20)	2,3/1,6	-5°	60	PH02
AR305.04830	305	30 (1"-20)	2,6/1,8	-5°	48	PH02

### TEETH FEATURES

- WZ (ATB) alternate top bevel teeth
- HW grade: KCR10


### MATERIALS



Wood



Plywood



Laminate



MDF

### MACHINES



Power mitre saws



Portable saw



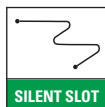
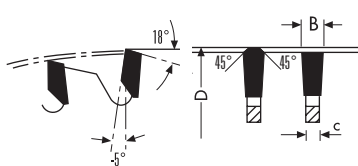
Cordless

### USEFUL INFORMATION

- The special extra-thin kerf design allows fast and effortless cuts on cordless and portable saw, ensuring a higher feed rate and faster work progress
- Pin holes: PH02=2/7/42 + 2/9,5/46,5 + 2/10/60

## EXTRA THIN KERF PROFESSIONAL SAWBLADES

ART. AT



Item	D	d (reductions)	B/c	$\alpha$	Z	Pin holes
AT160.04820	160	20 (16)	1,8/1,3	-5°	48	2/6/32
AT190.05430	190	30 (1"-20)	1,8/1,3	-5°	54	PH02
AT216.06430	216	30 (1"-20)	2,3/1,6	-5°	64	PH02

### TEETH FEATURES

- FZ/TR (TCG) triple chip teeth trapezoidal
- HW grade: KCR10

### MATERIALS



Aluminium



Plastic



Melamine



Laminate

### MACHINES



Power mitre saws



Portable saw



Cordless

### USEFUL INFORMATION

- The special extra-thin kerf design allows fast and effortless cuts on cordless and portable saw, ensuring a higher feed rate and faster work progress
- Pin holes: PH02=2/7/42 + 2/9,5/46,5 + 2/10/60





FOR THE VIDEO



# Klein®

**SISTEMI** S.r.l. - 61122 Pesaro - Italy - Via Montanelli, 70

Tel. +39.0721.28950 - Fax +39.0721.283476

[www.sistemiklein.com](http://www.sistemiklein.com)

[info@sistemiklein.com](mailto:info@sistemiklein.com)

